

FALL 2022

Creative Thinking assessment took place in 8 course sections among 7 faculty/instructors
Students were rated from 0-4 on each dimension according to the developed rubric, with 0 signifying the lowest level of competence
Creative Thinking scores in this sample were high with approximately seventy percent of assessed students receiving an average rating of "3" or "4"

Number of Students by Creative Thinking Average Score Category

CREATIVE THINKING DIMENSIONS


Average scores on the dimensions of Creative Thinking ranged from 2.72 to 3.15

The

dimension of Creative Thinking generated the highest average scores, while and

generated the lowest average scores.

Average Creative Thinking Score Category by Admission Status



Creative Thinking Score by Age

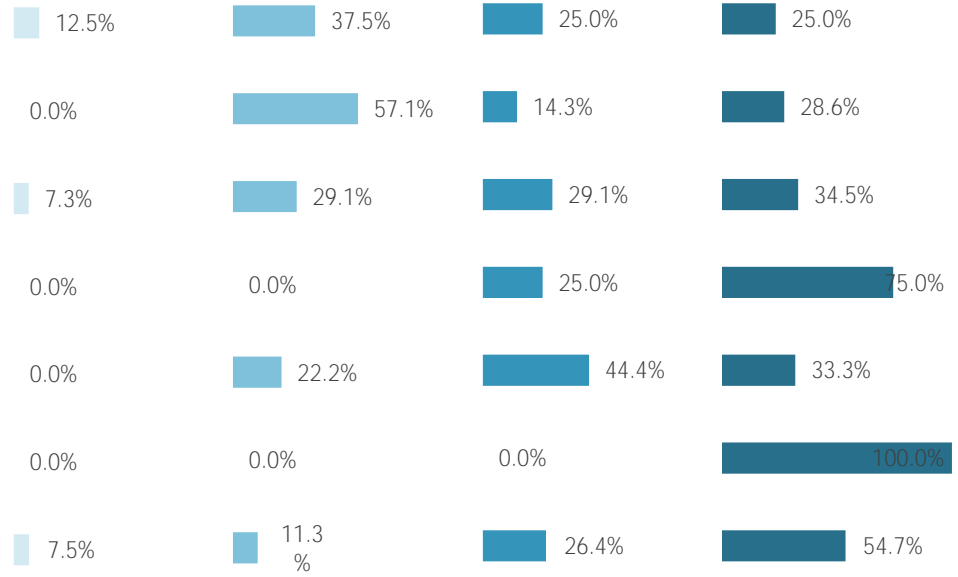
GENDER

Creative Thinking scores were highest among _____ students, showing evidence of gender differences

The large difference in sample sizes between males and females could be a contributing factor in the observed score difference as the larger group is likely more normally distributed and representative of the population at large

More intersectional demographic analysis with age, ethnicity, and admit type can provide

: Proportion of average Creative Thinking score category by Ethnicity



Faculty assessed students'

- o problems
- o ethical issues

from 0 to 4 along the following dimensions:

- : students' ability to assess their own ethical values and the social context of
- students' ability to understand ethical concepts
- students' recognition of ethical issues in a variety of settings
- : students' ability to describe and analyze positions on

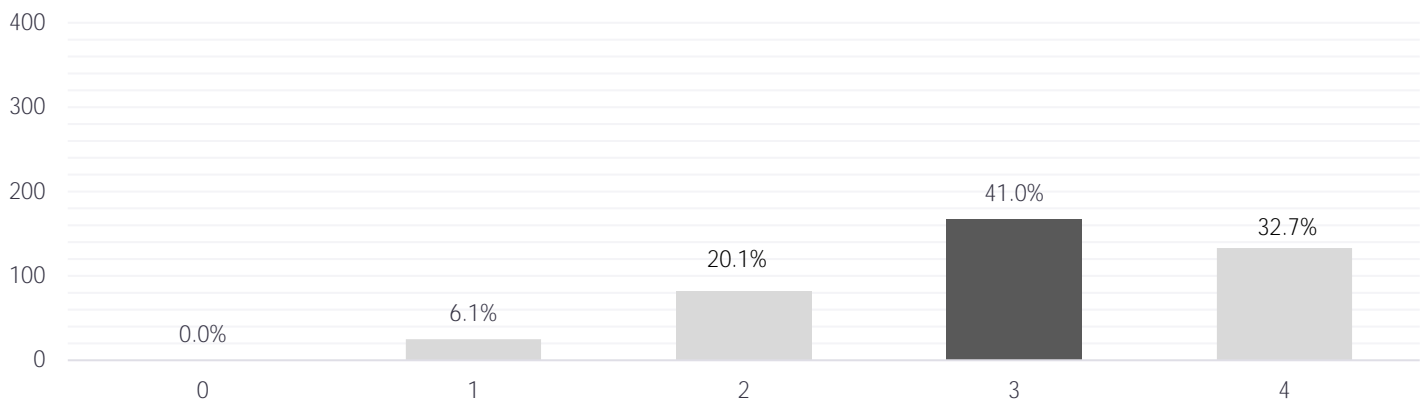
Eleven faculty in 16 different sections participated in the assessment of this Core Competency. Students receiving a grade of "W" or "EW" or who dropped the course prior to census were excluded from the analysis.

Students were rated according to a locally developed rubric, from 0-4 on each dimension, with 0 signifying the lowest level of competence.

A total of 407 duplicated (397 unduplicated)³ students were included in the evaluation process.

The most commonly awarded score was "3".

Number of Students by Average Ethical Reasoning & Action rating



ETHICAL REASONING & ACTION DIMENSIONS

Average scores on Ethical Reasoning & Action dimensions ranged from 2.79 to 2.92.

Students generated the highest scores on _____ and generated lowest scores on _____.

Average Score of each Ethical Reasoning & Action Dimension

ETHICAL REASONING & ACTION SCORE BY COURSE GRADE

³Unduplicated students' refers to the number of uniquely identifiable students included in the assessment. In this figure each student counts only once. 'Duplicated students' refers to the number of overall assessments given and may include a uniquely identifiable student more than once.

Average Ethical Reasoning & Action Score by Grade Received

Students with more attained units also tended to generate higher Ethical Reasoning and Action scores⁴

The highest Ethical Reasoning & Action scores were generated by students who completed prior to Fall 2022

The lowest scores were generated by those with no units attained prior to Fall term.

While preliminary data for this competence demonstrates a potential relationship may exist between student progression (as defined by accumulated units) and Ethical Reasoning & Action scores, alternative explanations like age, and other motivational and demographic variables not investigated in this report, can't be ruled out as contributing to a pattern of this nature.

Average Ethical Reasoning & Action score by Units Completed

Average Ethical Reasoning & Action score by Units Completed



ADMISSION STATUS

In line with the unit attainment data, Ethical Reasoning & Action scores were on average among students

students and students generated the Ethical Reasoning & Action scores

⁴ Units were attained prior to the course in which students were assessed.

Average Ethical Reasoning & Action score by Admission Status



Average Ethical Reasoning & Action score by Admission Status

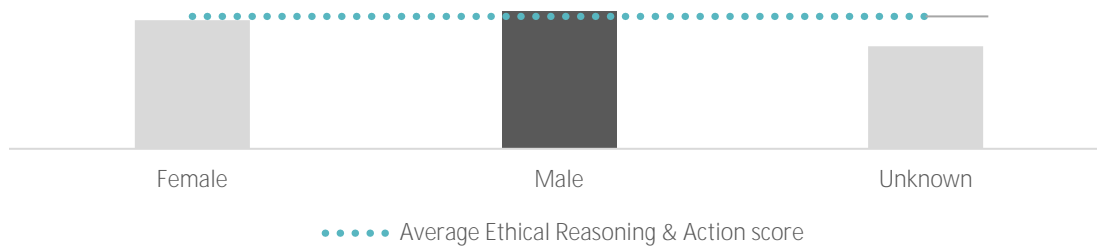
AGE

Ethical Reasoning and Action scores appear to increase

: Average Ethical Reasoning & Action score by Age Group

	3	3.13
	225	2.80
	46	2.87

27



Average Ethical Reasoning & Action score by Gender

ETHNICITY

Small sample sizes for most ethnic categories make it difficult to discern meaningful trends from the Ethical Reasoning & Action scores generated by ethnic groups
 Among more robustly represented ethnic groups, White students tended to generate slightly higher Ethical Reasoning & Action scores on average than Latinx students

Average Ethical Reasoning & Action score by Ethnicity

	1	3.50
	34	3.01
	4	2.69
	134	2.77
	7	3.32
	3	1.75
	47	2.81
	2	2.88
	175	2.87

to be collected in the future to clarify the nature of any gender differences in Ethical Reasoning and Action among MiraCosta College students.